



BURNET COUNTY EMERGENCY SERVICES DISTRICT NO. 2  
P.O. Box 249  
Buchanan Dam, Texas 78609-0249

**Minutes (Official) – March 29, 2024**

**1. (AI)<sup>1</sup> Call meeting to order.**

*(AD)<sup>2</sup>At 8:30 a.m., March 29, 2024, the Regular Meeting for the Board of Emergency Service Commissioners of Burnet County Emergency Services District No. 2 was called to order by President Sharon Barclay at the Cassie Volunteer Fire Department, 3900 RR 690, Burnet, Texas 78611. Notice of this meeting (Enclosure 1) had been previously posted at the Burnet County Courthouse and the Burnet County website, ([Burnet County burnetcountytexas.org](http://Burnet County burnetcountytexas.org)) in compliance with the provisions of Chapter 551, Texas Government Code.*

**2. (AI) Establish a quorum.**

*(AD) Board member in attendance were:  
Sharon Barclay  
Jodeen Lee  
Felecia Sanchez  
Robbie Cheatham  
William Proffer*



*Commissioner Barclay confirmed a quorum was present.*

**3. (AI) Pledge of Allegiance**

*(AD) The quorum having been established, the Pledge of Allegiance to the United States was rendered with appropriate honors.*

**4. (AI) Invocation**

---

<sup>1</sup> AI – Agenda Item

<sup>2</sup> AD – Action and/or Discussion by BCESD-2Commissioners

*(AD) Commissioner Barclay offered the Invocation.*

**5. (AI) Welcome guests**

*(AD) Commissioner Barclay welcomed to the meeting:*

*CVFD Chief Derrick Curtis*

*Mrs. Megan Paz*

**6. (AI) Comments from the Board and Public not scheduled on the agenda may speak, however no action can be taken on these items and the Board will not debate the comments at this meeting. Comments regarding specific agenda items should occur when the item is called. There is a 2-minute speaking limit.**

*(AD) Commissioner Barclay called for any comments regarding non-Agenda items. No items brought forward for discussion.*

**7. (AI) Accept minutes from the February 15, 2024 Meeting.**

*(AD) Commissioner Barclay called for corrections to the February 15, 2024 Meeting Minutes: with no additional changes the minutes were accepted as presented.*

**8. (AI) ESD #2 Treasurer Report.**

*(AD) Commissioner Lee presented the Treasurer’s Report for February 2024.*

<i>Balances:</i>	<i>Checking:</i>	<i>\$ 358,788.36</i>
	<i>Sales Tax:</i>	<i>\$ 19,628.15</i>
	<i>Texas Class Reserve Investment:</i>	<i>\$ 371,411.64</i>
	<i>Texas Class Sales Tax Investment:</i>	<i>\$ 220,082.31</i>
	<i>Total Assets:</i>	<i>\$ 969,910.46</i>

<i>Total Income:</i>	<i>\$ 162,433.87</i>
<i>Expenses:</i>	<i>\$ 12,382.83</i>
<i>Net:</i>	<i>\$ 150,051.04</i>

<i>YTD Income:</i>	<i>\$ 459,978.52</i>
<i>Budget</i>	<i>\$ 517,527.67</i>

<i>YTD Expenses:</i>	<i>\$ 112,595.12</i>
<i>Budget:</i>	<i>\$ 517,527.67</i>

*Net Income: \$ 347,383.40 (Enclosure 2)*

*Commissioner Lee reported moving the allocation of accounts for Texas Class specifying the fund to go into the conservative accounts and that money has been moved back to that account. Commissioner Lee will monitor the account and update as needed.*

*Commissioner Barclay called for questions or comments for the Treasurer's Report; with no further questions, the report was accepted as presented.*

**9. (AI) Discussion and/or action regarding the disbursement of funds.**

*(AD) Commissioner Lee reported that there was a payment made for the Quarterly fee to Burnet Central Appraisal District and she would be making the CVFD April disbursement in April. Commissioner Barclay asked if all reimbursements were made for the SAFE-D Conference. Commissioner Lee reported that they had been completed. Commissioner Lee also reported a pending payment to Mrs. Paz for February.*

**10. (AI) Report from the Cassie Volunteer Fire Department**

- 1. Report of VFD**
- 2. Number of Calls**
- 3. Training, etc.**
- 4. Other department activity or concerns.**

**A. Cassie VFD Financial Report**

**B. Capital Expenditures**

*(AD) Chief Curtis gave the report on CVFD activity for the month of February 2024. February 2024:*

*CVFD responded to 7 calls—5 EMS / 2 Fire / 0 Mutual Aid. There were 0 overlapping calls. Average response time 6:58 minutes. In-District calls –5.68 M-F 2.20, Out of District – 5.55. The average personnel per call for February as 4.3 (Enclosure 3)*

*Chief Curtis gave a report on Eclipse Events. He is currently coordinating with the Vendors and other entities within the district.*

*B. Chief Curtis provided the CVFD Operations Report for February 2024. There was a balance of \$36,189.99 in checking. Expenses for February were \$10,477.98, which included expenses for routine operations and training. Net Income YTD is \$ 23,576.21*

*Chief Curtis provided the CVFD Account Report for February 2024. There was a balance of \$117,497.83 in checking. Expenses for February were \$0. There was a Grant Reimbursement received of \$1500.00. (Enclosure 4)*

*C. There are no Capital Expenditures requested.*

**11. (AI) Administrative update of the Sales Tax Program for ESD #2 including update on reports from HdL.**

*(AD) Commissioner Barclay reported that Sales Tax Income for February 2024 is \$9,624.00 which reflected a -3.6% YoY.*

*Commissioner Barclay called for any questions related to these items; there was no further discussion. (Enclosure 5)*

**12. (AI) Discussion regarding information derived from the SAFE-D Conference.**

*(AD) Commissioner Barclay requested feedback on information derived from the SAFE-D Conference. Items were brought up that the district should implement or areas of reaffirmation of the district's course. Grants on the State and Federal level, Disaster Declarations, and possible tracking of hot spot drug usage in our area. There are entities that have this information listed. Further discussion will be had on a future date.*

Commissioner Barclay mentioned that she is going to start working on strategic planning.

Commissioner Barclay discussed roles and responsibilities as follows:

*Policies:*

*Equipment – this is a CVFD Policy*

*Exception to a Quorum-Commissioner Cheatham*

*Goods-In-Transit - Commissioner Cheatham*

*Investment Policy - Commissioner Lee*

*Operational Reserves - Commissioner Lee*

*Records Management – Commissioner Sanchez*

*Sales Tax – Commissioner Barclay*

*Texas Class, FSB, Finance – Commissioner Lee, Alt – Commissioner Sanchez*

*Contracts (1295's) – Commissioner Barclay*

*Records Management – Commissioner Sanchez*

*Regulatory - Commissioner Barclay*

*TDEM*

*Tax Hearing*

*Texas Comptroller*

*Admin Office Notification*

*JTF – Commissioner Barclay and Commissioner Proffer  
Insurance – Commissioner Lee and Commissioner Barclay  
Budget – Commissioner Lee and Commissioner Barclay  
Website – Commissioner Sanchez and Commissioner Proffer  
Grants – Commissioner Proffer and Commissioner Cheatham  
Technology – Commissioner Proffer  
Legislative Monitoring – Commissioner Proffer*

**13. (AI) Discussion and/or action related to Internet presence for BCESD2.**

*(AD) Commissioner Proffer stated that we do currently have internet presence on two sites, and he is willing to do the research and bring it back for further discussion for easier access. We currently do have <https://cassievfd.com> and <https://cassievfd.com/burnet-co-esd-2/> web pages. (Enclosure 6)*

**14. (AI) Discussion and/or action to set up a Special Meeting for Long-Term Budget Planning.**

*(AD) Commissioner Barclay requested that we move to set up a date for long term budget planning. June 6, 2024, at 6pm was offered as a possibility.*

*Commissioner Cheatham made a motion to have the Long-Term Budget Planning meeting on June 6, 2024, at 6pm.*

*Commissioner Proffer seconded the motion, the motion passed unanimously.*

**15. (AI) Cybersecurity Training - Cybersecurity Awareness Training (youtube.com); complete and send a letter documenting your compliance to Commissioner Barclay by May 15, 2024**

*(AD) Commissioner Barclay requested that all records that document compliance be sent over prior to May 15, 2024, for record keeping.*

**16. (AI) Calendar of events for April 2024. (Barclay)**

**A. Standing Agenda Items.**

**B. Renewal of SAFE-D Membership**

**C. Set June Meeting Date**  
**D. Set Budget Workshop Date**

*(AD) Commissioner Barclay noted that the standing agenda and renewal of SAFE-D Membership will be discussed at the next meeting.*

*Commissioner Barclay said changing the June meeting date is not applicable. Budget workshop date is set for June meeting date set June 6, 2024, at 6p.m.*

**17. (AI) Next meeting at 6:00p.m. on Thursday, April 18, 2024.**

*(AD) Commissioner Barclay stated that the next meeting for Burnet County ESD No. 2 will be on Thursday, April 18, 2024, at 6p.m.*

**18. (AI) Adjourn**

*(AD) With no additional business, the Burnet County Emergency Services District No 2, March 29, 2024, Meeting was adjourned at 9:21a.m.*

DocuSigned by:  
*Robbie Cheatham*  
12202000F2A5456...

Robbie Cheatham  
Secretary  
Emergency Services District No. 2  
Burnet County  
March 29, 2024

DocuSigned by:  
*Sharon Barclay*  
2E1B000070CE910A...

Sharon K. Barclay  
President  
Emergency Services District No. 2  
Burnet County  
March 29, 2024



Enclosure 1

**BURNET COUNTY EMERGENCY SERVICES DISTRICT No. 2**  
**P.O. BOX 249**  
**BUCHANAN DAM, TEXAS 78609-0249**

### **NOTICE OF REGULAR MEETING**

In compliance with the provisions of Chapter 551, Texas Government Code, notice is hereby given of a Regular Meeting of the Board of Emergency Services Commissioners of Burnet County Emergency Services District No. 2, to be held on Thursday, April 18, 2024, at 6:00 p.m. at the Cassie VFD Station located at 3900 RR 690, Burnet, Texas, 78611. This agenda is posted in the Burnet County Courthouse and on the [Burnet County \(burnetcountytexas.org\)](http://burnetcountytexas.org) website.

The following agenda items will be discussed, considered and action taken as appropriate:

#### **AGENDA**

1. Call meeting to order. (Barclay)
2. Establish a quorum. (Barclay)
3. Pledge of Allegiance. (Barclay)
4. Invocation. (Barclay)
5. Welcome guests. (Barclay)
6. Comments from the Board and Public not scheduled on the agenda may be made. However, no action can be taken on these items and the Board will not debate the comments at this meeting. Comments regarding specific agenda items should occur when the item is called. There is a 2-minute speaking limit.
7. Accept minutes from the March 29, 2024 Meeting. (Barclay)
8. ESD #2 Treasurer Report. (Lee)
9. Discussion and/or action regarding the disbursement of funds. (Lee)
10. Report from the Cassie Volunteer Fire Department.
  - A. Report of VFD (Chief Curtis/Asst. Chief Schoenfeld)
    1. Number of calls.
    2. Training, etc.
    3. Other department activity or concerns.
  - B. Cassie VFD Financial Report (L. Schneider)



BURNET COUNTY EMERGENCY SERVICES DISTRICT No. 2  
P.O. BOX 249  
BUCHANAN DAM, TEXAS 78609-0249

- C. Discussion and/or approval of Capital Expenditures for Cassie VFD, if applicable.  
(Curtis)
11. Administrative update of the Sales Tax Program for ESD No. 2 including update on reports from HdL. (Barclay)
  12. Discussion and/or action related to Internet presence for BCESD2. (Proffer)
  13. Cybersecurity Training - [Cybersecurity Awareness Training \(youtube.com\)](https://www.youtube.com/watch?v=...); complete and send a letter documenting your compliance to Commissioner Barclay by May 15, 2024.
  14. Calendar of events for May 2024. (Barclay)
    - A. Standing Agenda Items.
    - B. Renewal of SAFE-D Membership
    - C. JTF Report
  15. Next meeting, at 6:00 p.m. on Thursday, May 16, 2024.
  16. Adjourn
- Sharon K. Barclay  
President  
Burnet County Emergency Service District No. 2  
Burnet County, Texas



Enclosure 2

1:51 PM  
 04/03/24  
 Cash Basis

**Burnet County Emergency Services District #2**  
**Balance Sheet**  
 As of March 31, 2024

	Mar 31, 24
<b>ASSETS</b>	
Current Assets	
Checking/Savings	
First State Bank of Burnet	300,300.80
FSB of Burnet-Sales Tax	16,540.07
Texas Class Invest - Reserve	373,070.31
Texas Class Invest - Sales Tax	230,727.96
<b>Total Checking/Savings</b>	<b>920,639.14</b>
<b>Total Current Assets</b>	<b>920,639.14</b>
<b>TOTAL ASSETS</b>	<b>920,639.14</b>
<b>LIABILITIES &amp; EQUITY</b>	
Equity	
Unrestricted Net Assets	622,527.06
Net Income	298,112.08
<b>Total Equity</b>	<b>920,639.14</b>
<b>TOTAL LIABILITIES &amp; EQUITY</b>	<b>920,639.14</b>

1:54 PM

**Burnet County Emergency Services District #2**  
**Profit & Loss Detail**  
 March 2024

04/03/24

Cash Basis

Type	Date	Num	Name	Memo	Paid Amount
<b>Income</b>					
<b>Government Contracts</b>					
<b>Local Government Contracts</b>					
Deposit	03/06/2024	auto	Burnet County Appraisal Dist.	216 - 2/29/24	189.12
Deposit	03/20/2024	auto	Burnet County Appraisal Dist.	3/1 - 3/15/24	4,898.10
Total Local Government Contracts					5,087.22
<b>Sales Tax Revenue</b>					
Deposit	03/08/2024	auto	Texas Comptroller	sales tax ending 3/...	6,536.48
Total Sales Tax Revenue					6,536.48
Total Government Contracts					11,623.70
<b>Interest Earned</b>					
Deposit	03/31/2024			Interest	3.59
Deposit	03/31/2024			Interest	76.88
Total Interest Earned					80.47
<b>Investments</b>					
<b>Interest-Investments</b>					
Deposit	03/31/2024			Interest	1,658.67
Deposit	03/31/2024			Interest	1,017.50
Total Interest-Investments					2,676.17
Total Investments					2,676.17
Total Income					14,380.34
<b>Expense</b>					
<b>Contract Services</b>					
<b>Cassie Volunteer Fire Dept</b>					
Check	03/29/2024	1535	Cassie VFD	3rd qtr pmt	59,191.00
Total Cassie Volunteer Fire Dept					59,191.00
<b>Contract Labor</b>					
Check	03/29/2024	1536	Megan Paz	Feb 2024 - 25 hrs	300.00
Total Contract Labor					300.00
<b>HdL Companies</b>					
Check	03/29/2024	1534	HdL Companies	yearly fee	2,500.00
Total HdL Companies					2,500.00
<b>Outside Contract Services</b>					
<b>Burnet Co. Appraisal Dist.</b>					
<b>Tax Collection Legal Fees</b>					
Deposit	03/06/2024	auto	Burnet County Appraisal Dist.	2/16 - 2/29/24	6.83
Deposit	03/20/2024	auto	Burnet County Appraisal Dist.	3/1 - 3/15/24	3.82
Total Tax Collection Legal Fees					10.65
<b>Burnet Co. Appraisal Dist. - Other</b>					
Check	03/06/2024	1532	Burnet County Appraisal Dist.	2nd quarter	1,650.01
Total Burnet Co. Appraisal Dist. - Other					1,650.01
Total Burnet Co. Appraisal Dist.					1,660.66
Total Outside Contract Services					1,660.66
Total Contract Services					63,651.66
Total Expense					63,651.66
<b>Net Income</b>					<b>-49,271.32</b>

2:00 PM

04/03/24

Cash Basis

**Burnet County Emergency Services District #2  
Profit & Loss Budget vs. Actual**

October 2023 through March 2024

	Oct '23 - Mar 24	Budget	\$ Over Budget	% of Budget
<b>Income</b>				
Government Contracts				
Local Government Contracts	413,597.41	405,437.67	8,159.74	102.0%
Sales Tax Revenue	45,902.63	100,000.00	-54,097.37	45.9%
<b>Total Government Contracts</b>	<b>459,500.04</b>	<b>505,437.67</b>	<b>-45,937.63</b>	<b>90.9%</b>
Interest Earned	289.20	90.00	199.20	321.3%
Investments				
Interest-Investments	14,569.62	12,000.00	2,569.62	121.4%
<b>Total Investments</b>	<b>14,569.62</b>	<b>12,000.00</b>	<b>2,569.62</b>	<b>121.4%</b>
<b>Total Income</b>	<b>474,358.86</b>	<b>517,527.67</b>	<b>-43,168.81</b>	<b>91.7%</b>
<b>Expense</b>				
Capital Reserve	-30,301.38	234,475.19	-264,776.57	-12.9%
Contract Services				
Accounting Fees	8,500.00	9,500.00	-1,000.00	89.5%
Cassie Volunteer Fire Dept	177,573.00	236,764.00	-59,191.00	75.0%
Contract Labor	300.00	4,500.00	-4,200.00	6.7%
CVFD-Capital Expenditures	6,424.71	6,000.00	424.71	107.1%
HdL Companies	2,511.00			
Insurance-Liability & D.O.	1,409.00	2,595.00	-1,186.00	54.3%
Insurance-Workers Compensation	400.00	454.25	-54.25	88.1%
Legal Fees	925.00	5,000.00	-4,075.00	18.5%
Outside Contract Services				
Burnet Co. Appraisal Dist.				
Tax Collection Legal Fees	188.80			
Burnet Co. Appraisal Dist. - Other	3,300.02	6,020.23	-2,720.21	54.8%
<b>Total Burnet Co. Appraisal Dist.</b>	<b>3,488.82</b>	<b>6,020.23</b>	<b>-2,531.41</b>	<b>58.0%</b>
<b>Total Outside Contract Services</b>	<b>3,488.82</b>	<b>6,020.23</b>	<b>-2,531.41</b>	<b>58.0%</b>
<b>Total Contract Services</b>	<b>201,531.53</b>	<b>270,833.48</b>	<b>-69,301.95</b>	<b>74.4%</b>
Operations				
Newspaper Advertisement	52.00	100.00	-48.00	52.0%
Postage, Mail Service	0.00	244.00	-244.00	0.0%
<b>Total Operations</b>	<b>52.00</b>	<b>344.00</b>	<b>-292.00</b>	<b>15.1%</b>
Other Types of Expenses				
computer expense	0.00	1,000.00	-1,000.00	0.0%
Memberships and Dues	0.00	275.00	-275.00	0.0%
<b>Total Other Types of Expenses</b>	<b>0.00</b>	<b>1,275.00</b>	<b>-1,275.00</b>	<b>0.0%</b>
Sales Tax Expenditures-Cap Exp	0.00	5,000.00	-5,000.00	0.0%
Travel and Meetings				
Conference, Convention, Meeting	3,839.03	5,000.00	-1,160.97	76.8%
Travel	1,125.60	600.00	525.60	187.6%
<b>Total Travel and Meetings</b>	<b>4,964.63</b>	<b>5,600.00</b>	<b>-635.37</b>	<b>88.7%</b>
<b>Total Expense</b>	<b>176,246.78</b>	<b>517,527.67</b>	<b>-341,280.89</b>	<b>34.1%</b>
<b>Net Income</b>	<b>298,112.08</b>	<b>0.00</b>	<b>298,112.08</b>	<b>100.0%</b>

Enclosure 3

## Cassie VFD/ Burnet ESD 2

Burnet, TX

This report was generated on 4/12/2024 7:57:28 AM



### Incident Statistics

Zone(s): All Zones | Start Date: 03/01/2024 | End Date: 03/31/2024

INCIDENT COUNT			
INCIDENT TYPE		# INCIDENTS	
EMS		6	
FIRE		7	
<b>TOTAL</b>		<b>13</b>	
TOTAL TRANSPORTS (N2 and N3)			
APPARATUS	# of APPARATUS TRANSPORTS	# of PATIENT TRANSPORTS	TOTAL # of PATIENT CONTACTS
C-60	0	0	5
<b>TOTAL</b>	<b>0</b>	<b>0</b>	<b>5</b>
PRE-INCIDENT VALUE		LOSSES	
<b>\$0.00</b>		<b>\$0.00</b>	
CO CHECKS			
<b>TOTAL</b>			
MUTUAL AID			
Aid Type		Total	
Aid Given		5	
Aid Received		1	
OVERLAPPING CALLS			
# OVERLAPPING		% OVERLAPPING	
2		15.38	
LIGHTS AND SIREN - AVERAGE RESPONSE TIME (Dispatch to Arrival)			
Station	EMS	FIRE	
Cassie VFD-Elms Station	0:06:54	0:08:19	
<b>AVERAGE FOR ALL CALLS</b>		<b>0:07:05</b>	
LIGHTS AND SIREN - AVERAGE TURNOUT TIME (Dispatch to Enroute)			
Station	EMS	FIRE	
Cassie VFD-Elms Station	0:02:09	0:01:41	
<b>AVERAGE FOR ALL CALLS</b>		<b>0:01:43</b>	
AGENCY		AVERAGE TIME ON SCENE (MM:SS)	
Cassie VFD/ Burnet ESD 2		39:34	

Only Reviewed Incidents included. EMS for Incident counts includes only 300 to 399 Incident Types. All other incident types are counted as FIRE. CO Checks only includes Incident Types: 424, 736 and 734. # Apparatus Transports = # of incidents where apparatus transported. # Patient Transports = All patients transported by EMS. # Patient Contacts = # of PCR contacted by apparatus. This report now returns both NEMSIS 2 & 3 data as appropriate. For overlapping calls that span over multiple days, total per month will not equal Total count for year.



# Cassie VFD/ Burnet ESD 2



Burnet, TX

This report was generated on 4/12/2024 7:58:00 AM

## Incident Statistics

Zone(s): All Zones | Start Date: 01/01/2024 | End Date: 03/31/2024

INCIDENT COUNT			
INCIDENT TYPE		# INCIDENTS	
EMS		16	
FIRE		10	
<b>TOTAL</b>		<b>26</b>	
TOTAL TRANSPORTS (N2 and N3)			
APPARATUS	# of APPARATUS TRANSPORTS	# of PATIENT TRANSPORTS	TOTAL # of PATIENT CONTACTS
C-60	0	0	11
<b>TOTAL</b>	<b>0</b>	<b>0</b>	<b>11</b>
PRE-INCIDENT VALUE		LOSSES	
<b>\$0.00</b>		<b>\$0.00</b>	
CO CHECKS			
<b>TOTAL</b>			
MUTUAL AID			
Aid Type		Total	
Aid Given		7	
Aid Received		1	
OVERLAPPING CALLS			
# OVERLAPPING		% OVERLAPPING	
2		7.69	
LIGHTS AND SIREN - AVERAGE RESPONSE TIME (Dispatch to Arrival)			
Station	EMS	FIRE	
Cassie VFD-Elms Station	0:07:33	0:08:15	
<b>AVERAGE FOR ALL CALLS</b>		<b>0:07:50</b>	
LIGHTS AND SIREN - AVERAGE TURNOUT TIME (Dispatch to Enroute)			
Station	EMS	FIRE	
Cassie VFD-Elms Station	0:02:49	0:02:06	
<b>AVERAGE FOR ALL CALLS</b>		<b>0:02:31</b>	
AGENCY		AVERAGE TIME ON SCENE (MM:SS)	
Cassie VFD/ Burnet ESD 2		41:43	

Only Reviewed Incidents included. EMS for Incident counts includes only 300 to 399 Incident Types. All other incident types are counted as FIRE. CO Checks only includes Incident Types: 424, 736 and 734. # Apparatus Transports = # of incidents where apparatus transported. # Patient Transports = All patients transported by EMS. # Patient Contacts = # of PCR contacted by apparatus. This report now returns both NEMSIS 2 & 3 data as appropriate. For overlapping calls that span over multiple days, total per month will not equal Total count for year.



# Cassie VFD/ Burnet ESD 2

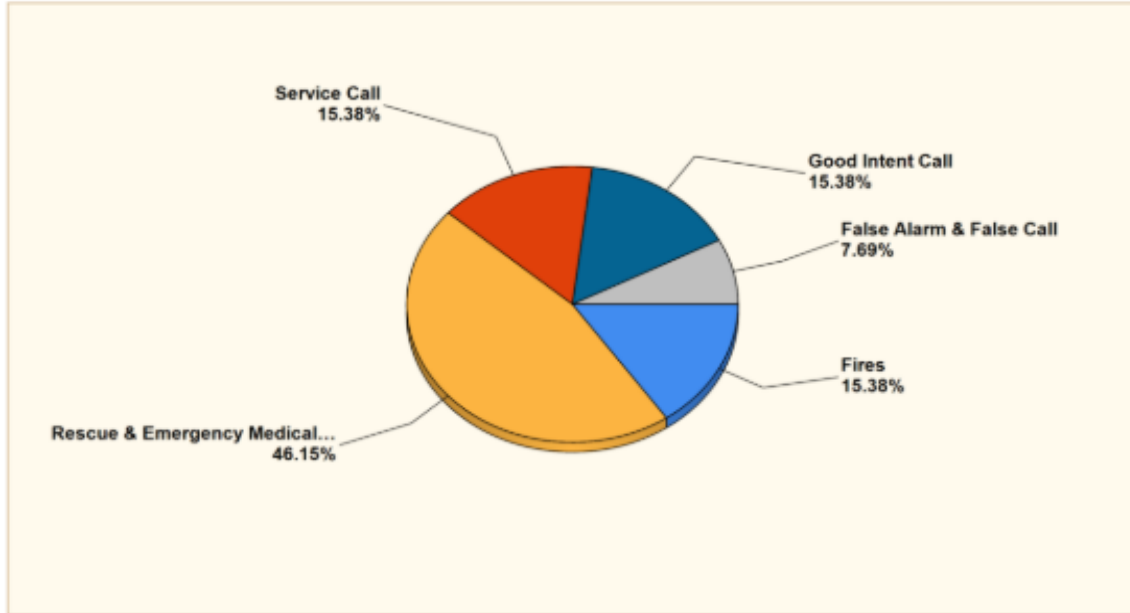
Burnet, TX

This report was generated on 4/12/2024 7:58:57 AM



## Breakdown by Major Incident Types for Date Range

Zone(s): All Zones | Start Date: 03/01/2024 | End Date: 03/31/2024



MAJOR INCIDENT TYPE	# INCIDENTS	% of TOTAL
Fires	2	15.38%
Rescue & Emergency Medical Service	6	46.15%
Service Call	2	15.38%
Good Intent Call	2	15.38%
False Alarm & False Call	1	7.69%
<b>TOTAL</b>	<b>13</b>	<b>100%</b>

Detailed Breakdown by Incident Type		
INCIDENT TYPE	# INCIDENTS	% of TOTAL
122 - Fire in motor home, camper, recreational vehicle	1	7.69%
151 - Outside rubbish, trash or waste fire	1	7.69%
321 - EMS call, excluding vehicle accident with injury	4	30.77%
341 - Search for person on land	1	7.69%
342 - Search for person in water	1	7.69%
551 - Assist police or other governmental agency	1	7.69%
561 - Unauthorized burning	1	7.69%
611 - Dispatched & cancelled en route	1	7.69%
631 - Authorized controlled burning	1	7.69%
745 - Alarm system activation, no fire - unintentional	1	7.69%
<b>TOTAL INCIDENTS:</b>	<b>13</b>	<b>100%</b>

Only REVIEWED and/or LOCKED IMPORTED incidents are included. Summary results for a major incident type are not displayed if the count is zero.



emergencyreporting.com  
Doc Id: 553  
Page # 1 of 2

# Cassie VFD/ Burnet ESD 2

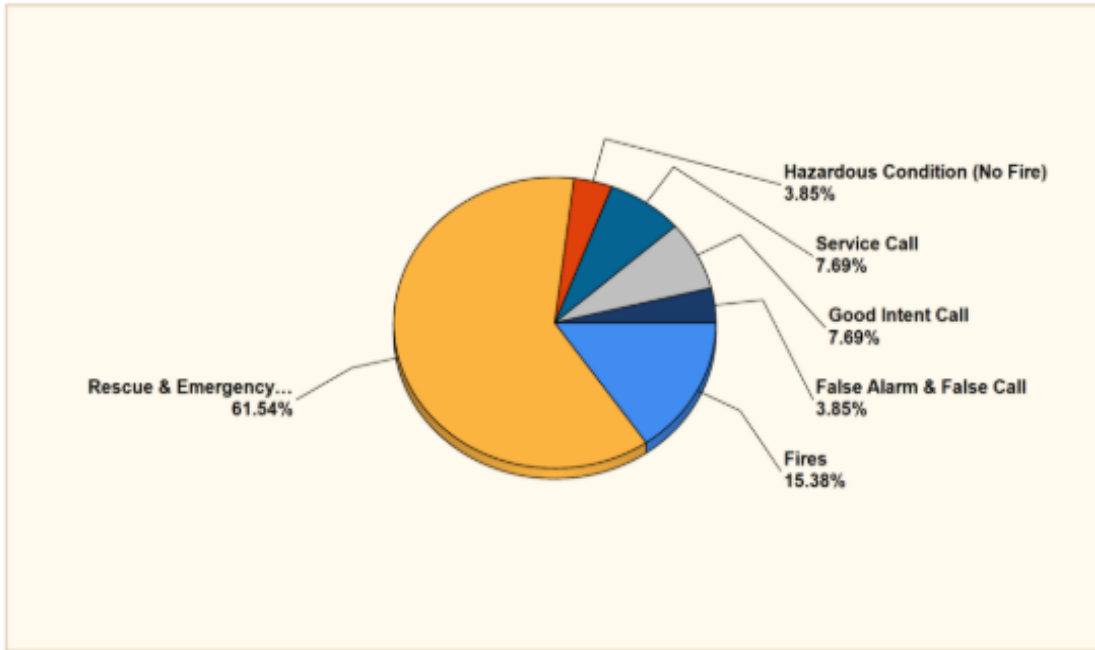
Burnet, TX

This report was generated on 4/12/2024 7:59:13 AM



## Breakdown by Major Incident Types for Date Range

Zone(s): All Zones | Start Date: 01/01/2024 | End Date: 03/31/2024



MAJOR INCIDENT TYPE	# INCIDENTS	% of TOTAL
Fires	4	15.38%
Rescue & Emergency Medical Service	16	61.54%
Hazardous Condition (No Fire)	1	3.85%
Service Call	2	7.69%
Good Intent Call	2	7.69%
False Alarm & False Call	1	3.85%
<b>TOTAL</b>	<b>26</b>	<b>100%</b>

Detailed Breakdown by Incident Type		
INCIDENT TYPE	# INCIDENTS	% of TOTAL
122 - Fire in motor home, camper, recreational vehicle	3	11.54%
151 - Outside rubbish, trash or waste fire	1	3.85%
321 - EMS call, excluding vehicle accident with injury	14	53.85%
341 - Search for person on land	1	3.85%
342 - Search for person in water	1	3.85%
444 - Power line down	1	3.85%
551 - Assist police or other governmental agency	1	3.85%
561 - Unauthorized burning	1	3.85%
611 - Dispatched & cancelled en route	1	3.85%
631 - Authorized controlled burning	1	3.85%
745 - Alarm system activation, no fire - unintentional	1	3.85%
<b>TOTAL INCIDENTS:</b>	<b>26</b>	<b>100%</b>

## Cassie VFD/ Burnet ESD 2

Burnet, TX

This report was generated on 4/12/2024 8:01:06 AM



### Personnel Count per Incident for Date Range

Start Date: 03/01/2024 | End Date: 03/31/2024

INCIDENT				NUMBER OF PEOPLE		
NUMBER	DATE	INCIDENT TYPE	FDID	ON APPARATUS	NOT ON APPARATUS	TOTAL
2024-2400014	3/7/2024 20:36:12	321 - EMS call, excluding vehicle accident with injury	BP208	4	0	4
2024-2400015	3/12/2024 21:09:58	151 - Outside rubbish, trash or waste fire	BP208	1	9	10
2024-2400016	3/13/2024 16:58:34	342 - Search for person in water	BP208	3	2	5
2024-2400017	3/14/2024 09:20:34	551 - Assist police or other governmental agency	BP208	1	3	4
2024-2400018	3/14/2024 12:19:57	341 - Search for person on land	BP208	4	0	4
2024-2400019	3/14/2024 13:51:35	745 - Alarm system activation, no fire - unintentional	BP208	3	2	5
2024-2400020	3/15/2024 20:50:29	321 - EMS call, excluding vehicle accident with injury	BP208	4	0	4
2024-2400021	3/16/2024 21:27:50	122 - Fire in motor home, camper, recreational vehicle	BP208	6	1	7
2024-2400022	3/16/2024 21:58:03	611 - Dispatched & cancelled en route	BP208	1	6	7
2024-2400023	3/18/2024 21:31:17	321 - EMS call, excluding vehicle accident with injury	BP208	7	0	7
2024-2400024	3/20/2024 10:52:45	631 - Authorized controlled burning	BP208	4	2	6
2024-2400025	3/27/2024 16:44:54	321 - EMS call, excluding vehicle accident with injury	BP208	5	0	5
2024-2400026	3/31/2024 21:21:44	561 - Unauthorized burning	BP208	1	4	5

**TOTAL # OF INCIDENTS: 13    AVERAGES:                          3.4                          2.2                          5.6**

### Personnel Count per Incident for Date Range

Start Date: 01/01/2024 | End Date: 03/31/2024

**TOTAL # OF INCIDENTS: 26    AVERAGES:                          3.6                          1.3                          5.0**



**Cassie VFD/ Burnet ESD 2**

Burnet, TX

This report was generated on 4/12/2024 8:01:46 AM

**Incidents per Zone for Date Range**

Start Date: 03/01/2024 | End Date: 03/31/2024

INCIDENT NUMBER	INCIDENT TYPE	DATE	LOCATION	APPARATUS
<b>ZONE: 01 - Cassie</b>				
2024-2400014	321 - EMS call, excluding vehicle accident with injury	03/07/2024	100 White Tail	C-60
2024-2400023	321 - EMS call, excluding vehicle accident with injury	03/18/2024	204 S Chaparral	B-51,C-60
2024-2400026	561 - Unauthorized burning	03/31/2024	114 Cr 146	C-60
Total # Incidents for 01:				3
<b>ZONE: 02 - Buena Vista</b>				
2024-2400019	745 - Alarm system activation, no fire - unintentional	03/14/2024	104 Sagebrush DR	B-50,E-21
Total # Incidents for 02:				1
<b>ZONE: 03 - Laguna Vista</b>				
2024-2400022	611 - Dispatched & cancelled en route	03/16/2024	123 L Debo DR	4490
Total # Incidents for 03:				1
<b>ZONE: 04 - The Willows</b>				
2024-2400025	321 - EMS call, excluding vehicle accident with injury	03/27/2024	120 Cr 141	4490,B-51,C-60
Total # Incidents for 04 :				1
<b>ZONE: 17 - FM 690</b>				
2024-2400020	321 - EMS call, excluding vehicle accident with injury	03/15/2024	6618 Fm 690	B-51,C-60
2024-2400024	631 - Authorized controlled burning	03/20/2024	1300 Fm 690	B-50,B-51
Total # Incidents for 17:				2
<b>ZONE: 21 - Lake Buchanan</b>				
2024-2400016	342 - Search for person in water	03/13/2024	3400 TX 261	C-60,RB-30
Total # Incidents for 21:				1
<b>ZONE: 28 - OOD- Burnet VFD</b>				
2024-2400021	122 - Fire in motor home, camper, recreational vehicle	03/16/2024	100 Rocky Hollow DR	C-60,E-21,T-40
Total # Incidents for 28:				1
<b>ZONE: 30 - OOD- Hoover Valley VFD</b>				
2024-2400015	151 - Outside rubbish, trash or waste fire	03/12/2024	3630 Park Rd 4	C-60
2024-2400018	341 - Search for person on land	03/14/2024	3630 Park Rd 4	B-50,C-60
Total # Incidents for 30:				2
INCIDENT NUMBER	INCIDENT TYPE	DATE	LOCATION	APPARATUS
<b>ZONE: BCSO - Burnet County SO</b>				
2024-2400017	551 - Assist police or other governmental agency	03/14/2024	211 N River Oaks DR	C-60
Total # Incidents for BCSO:				1

**TOTAL # INCIDENTS: 13**

## Cassie VFD/ Burnet ESD 2

Burnet, TX

This report was generated on 4/12/2024 8:01:59 AM



### Incidents per Zone for Date Range

Start Date: 01/01/2024 | End Date: 03/31/2024

INCIDENT NUMBER	INCIDENT TYPE	DATE	LOCATION	APPARATUS
<b>ZONE: 21 - Lake Buchanan</b>				
2024-2400016	342 - Search for person in water	03/13/2024	3400 TX 261	C-60,RB-30
Total # Incidents for 21:				1
<b>ZONE: 28 - OOD- Burnet VFD</b>				
2024-2400005	122 - Fire in motor home, camper, recreational vehicle	01/18/2024	6161 W Sh 29	C-60,T-40
2024-2400013	122 - Fire in motor home, camper, recreational vehicle	02/28/2024	6161 W Sh 29	4490,E-21,T-40
2024-2400021	122 - Fire in motor home, camper, recreational vehicle	03/16/2024	100 Rocky Hollow DR	C-60,E-21,T-40
Total # Incidents for 28:				3
<b>ZONE: 30 - OOD- Hoover Valley VFD</b>				
2024-2400015	151 - Outside rubbish, trash or waste fire	03/12/2024	3630 Park Rd 4	C-60
2024-2400018	341 - Search for person on land	03/14/2024	3630 Park Rd 4	B-50,C-60
Total # Incidents for 30:				2
<b>ZONE: BCSO - Burnet County SO</b>				
2024-2400017	551 - Assist police or other governmental agency	03/14/2024	211 N River Oaks DR	C-60
Total # Incidents for BCSO:				1
<b>TOTAL # INCIDENTS:</b>				<b>7</b>

Enclosure 4

1:53 PM

03/13/24

Cash Basis

**Cassie Volunteer Fire Department  
Profit & Loss Budget vs. Actual  
October 2023 through February 2024**

	Oct '23 - Feb 24	Budget	\$ Over Budget
<b>Income</b>			
4000 · Income			
4005 · ESD payments	118,382.00	236,764.00	-118,382.00
4095 · ESD Pymts-Capital Expenditures	6,634.81	6,000.00	634.81
<b>Total 4000 · Income</b>	<b>125,016.81</b>	<b>242,764.00</b>	<b>-117,747.19</b>
<b>Total Income</b>	<b>125,016.81</b>	<b>242,764.00</b>	<b>-117,747.19</b>
<b>Expense</b>			
<b>5000 · ADMINISTRATIVE</b>			
5005 · Accounting	345.00	2,000.00	-1,655.00
5010 · Legal Services	0.00	100.00	-100.00
5015 · Meetings	0.00	300.00	-300.00
5020 · Office Equipment/Maint.	0.00	258.00	-258.00
5025 · Office Supplies	252.98	1,000.00	-747.02
5030 · Printer Supplies	151.95	300.00	-148.05
5035 · Shipping/Postage/PO Box Rental	86.00	150.00	-64.00
5040 · Subscrptn/Dues/Membrshp/RecMgmt	4,329.98	6,000.00	-1,670.02
5042 · Record Mgmt Systems-ER,PC,CAD	1,420.00	5,500.00	-4,080.00
5045 · Travel Allowance	0.00	100.00	-100.00
5050 · Uniforms (Caps and Shirts)	3,354.20	2,000.00	1,354.20
5055 · Printing Services	0.00	100.00	-100.00
5060 · Banking/Sfty/DepBox/Chks/BkgdCks	25.00	100.00	-75.00
5070 · Replen Petty Cash/Toll Charges	0.00	350.00	-350.00
5076 · RECRUITMENT & RETENTION	6,428.50	10,200.00	-3,771.50
5078 · Items to be reimbursed by ESD	210.10	0.00	210.10
<b>Total 5000 · ADMINISTRATIVE</b>	<b>16,583.71</b>	<b>28,458.00</b>	<b>-11,874.29</b>
<b>5200 · PAID POSITION</b>			
5205 · Base Salary	26,653.88	63,000.00	-36,346.12
5215 · CVFD SS & Medicare Tax Match	2,039.07	4,819.50	-2,780.43
<b>Total 5200 · PAID POSITION</b>	<b>28,692.95</b>	<b>67,819.50</b>	<b>-39,126.55</b>
<b>5300 · BUILDING AND GROUNDS</b>			
5305 · Botanical Supplies	0.00	50.50	-50.50
5310 · Janitorial Supplies	0.00	200.00	-200.00
5320 · Repairs and Maintenance	1,683.60	2,000.00	-316.40
5325 · Furn&YardEquip Repl/Rep/New	0.99	2,000.00	-1,999.01
5330 · Electrical Service	1,306.73	4,200.00	-2,893.27
5335 · Telephone Service	2,660.72	6,600.00	-3,939.28
<b>Total 5300 · BUILDING AND GROUNDS</b>	<b>5,652.04</b>	<b>15,050.50</b>	<b>-9,398.46</b>
<b>5600 · COMMUNICATIONS</b>			
5605 · Batteries, Clips, Acc.	0.00	500.00	-500.00
5615 · Non-Warranty Repair	0.00	300.00	-300.00
5620 · Digital Radio and Pagers	0.00	500.00	-500.00
<b>Total 5600 · COMMUNICATIONS</b>	<b>0.00</b>	<b>1,300.00</b>	<b>-1,300.00</b>
<b>6600 · INSURANCE</b>			
6605 · Building and Property	1,988.00	5,800.00	-3,812.00
6610 · Vehicle	4,620.00	12,355.00	-7,735.00
6615 · Personnel Coverage	13,171.00	16,100.00	-2,929.00
<b>Total 6600 · INSURANCE</b>	<b>19,779.00</b>	<b>34,255.00</b>	<b>-14,476.00</b>

1:47 PM  
03/13/24  
Cash Basis

**Cassie Volunteer Fire Department**  
**Profit & Loss Detail**  
February 2024

Date	Name	Memo	Class	Paid Amount
Income				
<b>Expense</b>				
<b>5000 - ADMINISTRATIVE</b>				
<b>5025 - Office Supplies</b>				
02/15/2024	Chase Card Services	Apple-cloud storage for reports-no receipt	ESD	0.99
02/15/2024	Chase Card Services	Amzn-HP laptop battery for Chief's laptop-not correct batt...	ESD	47.74
02/15/2024	Chase Card Services	Office Depot- 1099 NEC blank forms for contractor servi...	ESD	97.07
02/15/2024	Chase Card Services	Dollar General-4-12 gallon containers for storing christm...	ESD	55.21
Total 5025 - Office Supplies				201.01
<b>5030 - Printer Supplies</b>				
02/15/2024	Chase Card Services	Amzn-credit for return of laptop battery for D. Curtis lapto...	ESD	-40.39
02/15/2024	Chase Card Services	Amzn-laptop battery for D. Curtis laptop-battery did not w...	ESD	40.39
02/15/2024	Chase Card Services	Notebook parts-correct battery for D. Curtis laptop	ESD	151.95
Total 5030 - Printer Supplies				151.95
<b>5040 - Subscrptn/Dues/Membrshp/RecMgmt</b>				
02/15/2024	Chase Card Services	YMCA-February 2024 membership for D. Curtis-family	ESD	67.00
02/15/2024	Chase Card Services	YMCA-February 2024 membership for G. Sanchez-couple	ESD	58.00
02/15/2024	Chase Card Services	YMCA-February 2024 membership for C. Kelley-family	ESD	67.00
02/15/2024	Chase Card Services	YMCA-February 2024 membership for T. Herwig-senior ...	ESD	40.00
02/15/2024	Chase Card Services	YMCA-February 2024 membership for N.Ganci-family	ESD	67.00
02/15/2024	Chase Card Services	YMCA-February 2024 membership for D. Dupont-couple	ESD	58.00
02/15/2024	Chase Card Services	YMCA-February 2024 membership for D. Lee-senior cou...	ESD	40.00
02/15/2024	Chase Card Services	YMCA-February 2024 membership for M. Rivera-single-...	ESD	40.00
02/21/2024	Cntrl Tx Fireman's &...	2024 Annual Dues	ESD	20.00
Total 5040 - Subscrptn/Dues/Membrshp/RecMgmt				457.00
Total 5000 - ADMINISTRATIVE				809.96
<b>5200 - PAID POSITION</b>				
<b>5205 - Base Salary</b>				
02/05/2024	Derrick R Curtis	Salary-Payroll for period ending 2-9-2024	FDE	2,423.08
02/19/2024	Derrick R Curtis	Salary-payroll for period ending 2-23-2024-Laura wrote ...	FDE	2,423.08
Total 5205 - Base Salary				4,846.16
<b>5215 - CVFD SS &amp; Medicare Tax Match</b>				
02/05/2024	Derrick R Curtis	Employer Social Security & Medicare	FDE	185.37
02/19/2024	Derrick R Curtis	Employer Social Security & Medicare	FDE	185.37
Total 5215 - CVFD SS & Medicare Tax Match				370.74
Total 5200 - PAID POSITION				5,216.90
<b>5300 - BUILDING AND GROUNDS</b>				
<b>5320 - Repairs and Maintenance</b>				
02/15/2024	Chase Card Services	Home Smart-for repair of security system panel	ESD	108.99
Total 5320 - Repairs and Maintenance				108.99
<b>5330 - Electrical Service</b>				
02/15/2024	PEC	Acct#3000098825-for period 12-20-2023--1-20-2024	ESD	418.37
Total 5330 - Electrical Service				418.37
<b>5335 - Telephone Service</b>				
02/15/2024	Chase Card Services	Common Haus Media- completion of website build for C...	ESD	490.00
02/15/2024	Chase Card Services	VZWRLSS-cell service for ipads in vehicles and phones ...	ESD	250.63
02/15/2024	Chase Card Services	281 Internet-monthly stmt for the period 1-10-2024--2-9-...	ESD	167.00
Total 5335 - Telephone Service				907.63
Total 5300 - BUILDING AND GROUNDS				1,434.99

1:50 PM

03/13/24

Cash Basis

**Cassie Volunteer Fire Department**  
**Profit & Loss by Class**  
 October 2023 through February 2024

	ESD	ESDC	FDE	TOTAL
<b>Income</b>				
4000 - Income				
4005 - ESD payments	82,272.24	0.00	36,109.76	118,382.00
4095 - ESD Pymts-Capital Expenditures	0.00	6,634.81	0.00	6,634.81
<b>Total 4000 - Income</b>	<b>82,272.24</b>	<b>6,634.81</b>	<b>36,109.76</b>	<b>125,016.81</b>
<b>Total Income</b>	<b>82,272.24</b>	<b>6,634.81</b>	<b>36,109.76</b>	<b>125,016.81</b>
<b>Expense</b>				
<b>5000 - ADMINISTRATIVE</b>				
5005 - Accounting	345.00	0.00	0.00	345.00
5025 - Office Supplies	252.98	0.00	0.00	252.98
5030 - Printer Supplies	151.95	0.00	0.00	151.95
5035 - Shipping/Postage/PO Box Rental	66.00	0.00	0.00	66.00
5040 - Subscrptn/Dues/Membrshp/RecMgmt	4,329.98	0.00	0.00	4,329.98
5042 - Record Mgmt Systems-ER,PC,CAD	1,420.00	0.00	0.00	1,420.00
5050 - Uniforms (Caps and Shirts)	3,354.20	0.00	0.00	3,354.20
5060 - Banking/SftyDepBox/Chks/BkgdCks	25.00	0.00	0.00	25.00
5076 - RECRUITMENT & RETENTION	6,428.50	0.00	0.00	6,428.50
5078 - Items to be reimbursed by ESD	0.00	210.10	0.00	210.10
<b>Total 5000 - ADMINISTRATIVE</b>	<b>18,373.61</b>	<b>210.10</b>	<b>0.00</b>	<b>18,583.71</b>
<b>5200 - PAID POSITION</b>				
5205 - Base Salary	0.00	0.00	26,653.88	26,653.88
5215 - CVFD SS & Medicare Tax Match	0.00	0.00	2,039.07	2,039.07
<b>Total 5200 - PAID POSITION</b>	<b>0.00</b>	<b>0.00</b>	<b>28,692.95</b>	<b>28,692.95</b>
<b>5300 - BUILDING AND GROUNDS</b>				
5320 - Repairs and Maintenance	1,683.60	0.00	0.00	1,683.60
5325 - Furn&YardEquip Repl/Rep/New	0.99	0.00	0.00	0.99
5330 - Electrical Service	1,306.73	0.00	0.00	1,306.73
5335 - Telephone Service	2,660.72	0.00	0.00	2,660.72
<b>Total 5300 - BUILDING AND GROUNDS</b>	<b>5,652.04</b>	<b>0.00</b>	<b>0.00</b>	<b>5,652.04</b>
<b>6600 - INSURANCE</b>				
6605 - Building and Property	1,988.00	0.00	0.00	1,988.00
6610 - Vehicle	4,620.00	0.00	0.00	4,620.00
6615 - Personnel Coverage	13,171.00	0.00	0.00	13,171.00
<b>Total 6600 - INSURANCE</b>	<b>19,779.00</b>	<b>0.00</b>	<b>0.00</b>	<b>19,779.00</b>
<b>7000 - OPERATIONS</b>				
7007 - CAD-Computer Aided Dispatch	6,855.65	0.00	0.00	6,855.65
7012 - Fuelman-Vehicles & Equipment	2,231.49	0.00	0.00	2,231.49
7020 - Fire Extinguisher Test/Repr	130.00	0.00	0.00	130.00
7030 - First Responder Supplies	3,357.33	0.00	0.00	3,357.33
7040 - Minor Tools	15.89	0.00	0.00	15.89
7050 - Personal Protect Equip-PPE	955.44	0.00	0.00	955.44
7057 - Operations - Radio Service Fee	5,459.28	0.00	0.00	5,459.28
7060 - Rehabilitation Supplies	99.20	0.00	0.00	99.20
7072 - SCBA MAINTENANCE & REPAIR	107.98	0.00	0.00	107.98
7080 - Vehicle Maintenance/Repair	62.04	0.00	0.00	62.04
7085 - Vehicle Maint/Repr(Vendor)	724.74	0.00	0.00	724.74
<b>Total 7000 - OPERATIONS</b>	<b>19,999.04</b>	<b>0.00</b>	<b>0.00</b>	<b>19,999.04</b>
<b>8000 - TRAINING</b>				
8005 - AED, CPR, First Aid	207.50	0.00	0.00	207.50
8020 - Training -VENDOR	3,100.94	0.00	0.00	3,100.94
8025 - Per Diem Travel/Lodging	716.71	0.00	0.00	716.71
<b>Total 8000 - TRAINING</b>	<b>4,025.15</b>	<b>0.00</b>	<b>0.00</b>	<b>4,025.15</b>

1:50 PM  
03/13/24  
Cash Basis

**Cassie Volunteer Fire Department**  
**Profit & Loss by Class**  
October 2023 through February 2024

	ESD	ESDC	FDE	TOTAL
9000 - PUBLIC RELATIONS				
9010 - Public Educatn/Relatn/Apprtn	284.00	0.00	0.00	284.00
Total 9000 - PUBLIC RELATIONS	284.00	0.00	0.00	284.00
9500 - CAPITAL EXPENDITURES				
9523 - Tires- 6 New Tires for E2-4421	0.00	6,424.71	0.00	6,424.71
Total 9500 - CAPITAL EXPENDITURES	0.00	6,424.71	0.00	6,424.71
Total Expense	66,112.84	6,634.81	28,692.95	101,440.60
Net Income	16,159.40	0.00	7,416.81	23,576.21

1:35 PM  
 03/13/24  
 Cash Basis

**Cassie Volunteer Fire Department**  
**Balance Sheet**  
 As of February 29, 2024

	Feb 29, 24
<b>ASSETS</b>	
Current Assets	
Checking/Savings	
1010 - CASSIE VFD-ESD2	36,189.99
Total Checking/Savings	36,189.99
Total Current Assets	36,189.99
Fixed Assets	
1410 - Land	13,820.69
1420 - Furniture & Fixtures	10,438.09
1430 - Vehicles & Equipment	1,198,347.79
1440 - EMS Equipment	8,464.56
1450 - Communication Equipment	103,956.55
1460 - Buildings	120,053.61
1510 - Accumulated Depreciation	-1,174,957.72
Total Fixed Assets	280,123.57
Other Assets	
1090 - Transfers (In/Out)	70,000.00
1100 - Grant Receivable	665.00
Total Other Assets	70,665.00
<b>TOTAL ASSETS</b>	<b>386,978.56</b>
<b>LIABILITIES &amp; EQUITY</b>	
Liabilities	
Current Liabilities	
Other Current Liabilities	
2010 - Employer & Emp. Payroll Tax	1,259.01
Total Other Current Liabilities	1,259.01
Total Current Liabilities	1,259.01
Total Liabilities	1,259.01
Equity	
3010 - Unrestricted Net Assets-Ret.Ern	362,143.34
Net Income	23,576.21
Total Equity	385,719.55
<b>TOTAL LIABILITIES &amp; EQUITY</b>	<b>386,978.56</b>

1:59 PM  
03/13/24  
Cash Basis

**Cassie Volunteer Fire Dept. & EMS**  
**Profit & Loss Detail**  
February 2024

Date	Name	Memo	Class	Paid Amount
<b>Income</b>				
<b>4000 · INCOME</b>				
<b>4065 · GRANT REIMBURSEMENT</b>				
02/21/2024	Texas A& M Forest ...	Grant# 23-24-003-Vehicle Rescuer-Level1-5 FF attend...	FD	1,500.00
Total 4065 · GRANT REIMBURSEMENT				1,500.00
Total 4000 · INCOME				1,500.00
Total Income				1,500.00
Expense				
<b>Net Income</b>				<b>1,500.00</b>



1:56 PM  
03/13/24  
Cash Basis

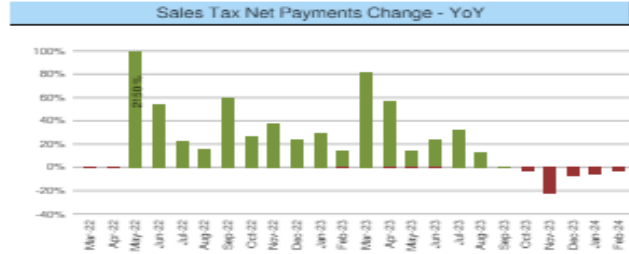
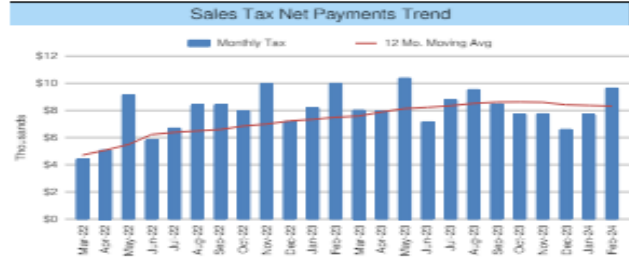
**Cassie Volunteer Fire Dept. & EMS**  
**Balance Sheet**  
As of February 29, 2024

	Feb 29, 24
<b>ASSETS</b>	
Current Assets	
Checking/Savings	
1010 - FSB of Burnet - 68007	117,497.83
<b>Total Checking/Savings</b>	<b>117,497.83</b>
<b>Total Current Assets</b>	<b>117,497.83</b>
Other Assets	
1090 - Transfers (In/Out)	-70,000.00
<b>Total Other Assets</b>	<b>-70,000.00</b>
<b>TOTAL ASSETS</b>	<b>47,497.83</b>
<b>LIABILITIES &amp; EQUITY</b>	
Equity	
3010 - Unrestricted Net Assets	48,297.40
Net Income	-799.57
<b>Total Equity</b>	<b>47,497.83</b>
<b>TOTAL LIABILITIES &amp; EQUITY</b>	<b>47,497.83</b>

HdL Companies  
**SALES TAX SNAPSHOT**  
 Burnet Co ESD 2

Feb-24

Sales Tax Net Payments			
FY Mo.	FY2023	FY2024	YoY % Change
Oct	\$ 7,965	\$ 7,725	-3.0%
Nov	\$ 9,955	\$ 7,743	-22.2%
Dec	\$ 7,155	\$ 6,591	-7.9%
Jan	\$ 8,190	\$ 7,684	-6.2%
Feb	\$ 9,980	\$ 9,624	-3.6%
Mar	\$ 8,004		
Apr	\$ 7,909		
May	\$ 10,373		
Jun	\$ 7,142		
Jul	\$ 8,779		
Aug	\$ 9,518		
Sep	\$ 8,457		
<b>FYTD</b>	<b>\$ 43,246</b>	<b>\$ 39,366</b>	<b>-9.0%</b>
<b>FY Total</b>	<b>\$ 103,428</b>		



Top 10 Taxpayers			
Rank	Company	FYTD Collections	% Total
1	AMAZON.COM SERVICES INC (MARKETPLACE)		
2	SMS BUCHANAN BUSINESS INC		
3	AMAZON.COM SERVICES LLC		
4	BUCHANAN SEPTIC TANKS INC.		
5	UTOPIAFEST LLC		
6	JIM EACHUS		
7	REVEILLE PEAK RANCH SOLUTIONS LLC		
8	MARK W MARDIS		
9	APPLE INC.		
10	REVEILLE PEAK RANCH L.L.C.		
Top 10 Companies		\$ 25,480	63.4%
998 Other Large Companies		\$ 12,961	32.2%
Small Companies/Other		\$ 1,362	3.4%
Single Local Tax Rate (SLT)		\$ 392	1.0%
<b>Total</b>		<b>\$ 40,195</b>	<b>100.0%</b>

Industry Segment Collections Trend - YoY % Chg						
SEGMENT	Sep	Oct	Nov	Dec	Jan	Feb
Retail Trade	10.6%	-13.0%	-5.9%	1.4%	-5.8%	21.5%
Manufacturing	-34.1%	104.4%	-1.0%	-21.4%	332.6%	-33.3%
Recreation, Arts, Entmt	-59.5%	-70.3%	-71.0%	-67.0%	-79.8%	-32.1%
Admin, Support, Waste Mgmt	20.5%	-12.9%	-7.5%	5.6%	-5.8%	9.4%
Telecom	105.8%	42.5%	77.4%	17.4%	13.9%	26.0%
All Others	-28.5%	-56.1%	-56.3%	-23.5%	50.0%	-38.6%
<b>Total Collections</b>	<b>-0.2%</b>	<b>-5.5%</b>	<b>-23.6%</b>	<b>-8.7%</b>	<b>-3.5%</b>	<b>-0.8%</b>



© 2024 All Rights Reserved

Data Source: Texas Comptroller of Public Accounts

HdL Companies

HdL Companies  
**SALES TAX SNAPSHOT**  
 Burnet Co ESD 2

Mar-24

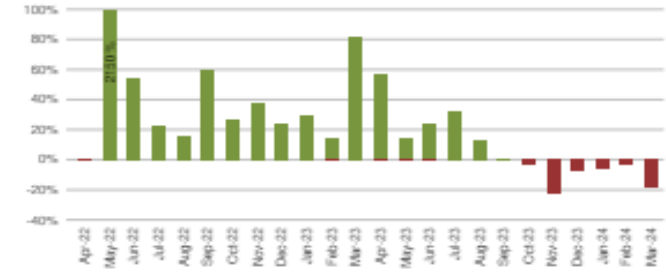
**Sales Tax Net Payments**

FY Mo.	FY2023	FY2024	YoY % Change
Oct	\$ 7,965	\$ 7,725	-3.0%
Nov	\$ 9,955	\$ 7,743	-22.2%
Dec	\$ 7,155	\$ 6,591	-7.9%
Jan	\$ 8,190	\$ 7,684	-6.2%
Feb	\$ 9,980	\$ 9,624	-3.6%
Mar	\$ 8,004	\$ 6,536	-18.3%
Apr	\$ 7,909		
May	\$ 10,373		
Jun	\$ 7,142		
Jul	\$ 8,779		
Aug	\$ 9,518		
Sep	\$ 8,457		
FYTD	\$ 51,250	\$ 45,903	-10.4%
FY Total	\$ 103,428		

**Sales Tax Net Payments Trend**



**Sales Tax Net Payments Change - YoY**



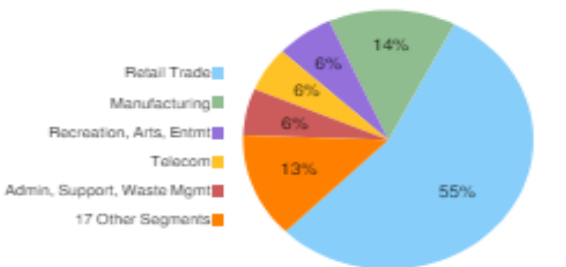
**Top 10 Taxpayers**

Rank	Company	FYTD Collections	% Total
1	AMAZON.COM SERVICES INC (MARKETPLACE)		
2	SMS BUCHANAN BUSINESS INC		
3	AMAZON.COM SERVICES LLC		
4	BUCHANAN SEPTIC TANKS INC.		
5	UTOPIAFEST LLC		
6	JIM EACHUS		
7	REVEILLE PEAK RANCH SOLUTIONS LLC		
8	MARK W MARDIS		
9	APPLE INC.		
10	REVEILLE PEAK RANCH L.L.C.		
Top 10 Companies		\$ 29,546	63.1%
1026 Other Large Companies		\$ 15,298	32.7%
Small Companies/Other		\$ 1,489	3.2%
Single Local Tax Rate (SLT)		\$ 466	1.0%
Total		\$ 46,799	100.0%

**Industry Segment Collections Trend - YoY % Chg**

SEGMENT	Oct	Nov	Dec	Jan	Feb	Mar
Retail Trade	-13.0%	-5.9%	1.4%	-5.8%	21.5%	-7.7%
Manufacturing	104.4%	-1.0%	-21.4%	332.6%	-33.3%	-32.1%
Recreation, Arts, Entmt	-70.3%	-71.0%	67.0%	-79.8%	-32.1%	-38.8%
Admin, Support, Waste Mgmt	-12.9%	-7.5%	5.6%	-5.8%	9.4%	-13.1%
Telecom	42.9%	77.4%	17.4%	13.9%	26.0%	22.8%
All Others	-56.1%	56.3%	-23.5%	50.0%	-38.6%	-55.3%
Total Collections	-5.5%	-23.6%	-8.7%	-3.5%	-0.8%	-20.1%

**Sales Tax Collections by Industry Segment**



© 2024 All Rights Reserved

Data Source: Texas Comptroller of Public Accounts

**ESD 2 Internet Presence Requirements and .gov Domain Name Discussion – ESD Meeting 3/29/2024**

[https://www.burnetcountytexas.org/page/esd\\_home](https://www.burnetcountytexas.org/page/esd_home)  
<https://cassievfd.com>  
<https://cassievfd.com/burnet-co-esd-2/>

**Senate Bill 2, passed in 2019, requires Texas ESDs to maintain websites and specifies information that must be available to the public.**

<https://www.safe-d.org/texasesdweb/>

Here's a list of the website requirements from Senate Bill 2 and House Bill 305.

1. The mailing address, email address, and telephone number of the ESD;
2. The name of each member of the ESD Board;
3. ~~if ESD Board members are elected, the date and location of the next election; requirements and deadline for filing for candidacy for an ESD Board position, posted at least one year before the election day;~~
4. The official contact information for each member of the ESD Board;
5. The ESD's budget for the previous two years;
6. The ESD's proposed or a dopted budget for the current year;
7. The change in the amount of the ESD's budget from the preceding year to the current Year, by dollar amount and percentage;
8. The amount of property tax revenue budgeted for maintenance and operations for the current year and previous two years;
9. The tax rate for maintenance and operations adopted by the ESD for the current year and Previous two years;
10. The tax rate for debt service adopted by the ESD for the current year and previous two years; and
11. The most recent financial audit of the ESD. 12. Agendas for ESD Board meetings.
13. Minutes of ESD Board meetings.

**Obtaining a .gov domain.**

*Moving all governments to a .gov web and email presence has been identified as a nationwide security objective. Agencies are advised to consider that in the future grant funding, cyber insurance applications, and required security assessments may include governments moving to .gov as a requirement.*

<https://get.gov/domains/eligibility/>

The types of government organizations eligible for .gov domains include:

Federal: an agency of the U.S. government's legislative, executive, or judicial branches

Interstate: an organization of two or more states

State or territory: one of the 50 U.S. states, the District of Columbia, American Samoa, Guam, Northern Mariana Islands, Puerto Rico, or the U.S. Virgin Islands

Tribal: a tribal government recognized by the federal or a state government

County: a county, parish, or borough

City: a city, town, township, village, etc.

***Special district: an independent government that delivers specialized, essential services***

School district: a school district that is not part of a local government.

Special districts:

*Domain requests from special districts must be authorized by someone in a role of significant, executive responsibility within the district (CEO, chair, executive director, senior technology officer, or equivalent).*

<https://get.gov/domains/benefits/>

Benefits of .gov domains

- .Gov helps the public identify official, trusted information
- .Gov domains are different because they're only available to U.S.-based government organizations.
- Use of the .gov top-level domain can help reduce uncertainty.
- Only verified U.S. government organizations can register a .gov domain
- The Cybersecurity and Infrastructure Security Agency (CISA), manages the .gov top-level domain. We verify the identity of everyone who requests a .gov domain, and we make sure that their organization meets the criteria for having a .gov domain.
- **.Gov domains are free**
- .Gov domains are critical infrastructure for governments at all levels
- .Gov domains support access to public services. We make .gov a trusted, secure space by:
  - Using multi-factor authentication for all accounts in the .gov registrar
  - Preloading all new domains. This action requires browsers to use a secure HTTPS connection with your website. This ensures that the content you publish is exactly what your visitors get.

- Administering our domain requirements to protect the integrity of .gov
- Publishing the complete list of .gov domains
- Recommending security best practices for .gov domain holders